

FIG.-1: TRANSVERSE REINFORCEMENT AT A SPLICE




FIG.- 2: STAGGERING OF LAP SPLICES

FIG.- 3: BLANK

FIG.- 4: BLANK

FIG.- 5 : BLANK

SNO.	DATE	DESCRIPTION	BY	DIR(DES)
			DIR	INITIAL

REVISIONS

DATE	30 MAY 2024
DRN	POOJA T
TCD	
CKD	
SCALE	AS SHOWN
SHT. SIZE	A3

CHIEF ENGINEER
JALANDHAR ZONE

TYPICAL R.C.C. DETAILS

REINFORCEMENT

Bromton
DIR (DESIGN)

Urup
DIR (DESIGN)
FOR CHIEF ENGINEER

DRG. NO.

DRG NO CEJZ / STD- 422/24

SHEET NO.

5/34

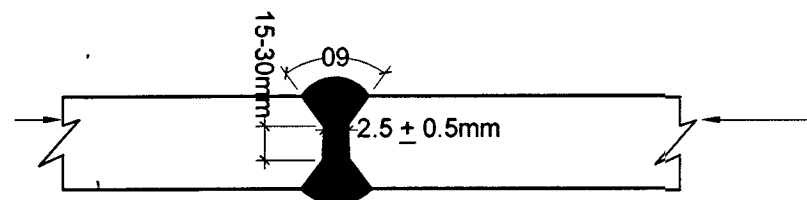
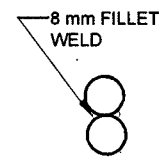


FIG.- 6: DETAIL OF BUTT WELD SPLACING



SECTION AT X-X

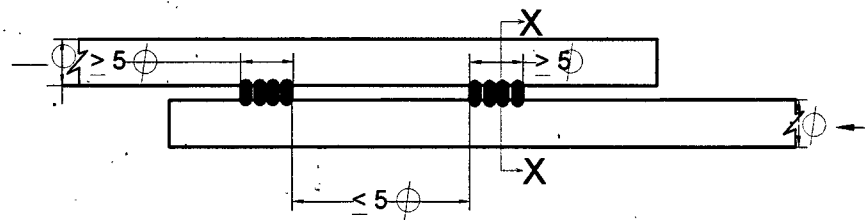


FIG.-7: DETAIL OF BUTT WELD SPLACING